








Year 1 Autumn Term 2022

Welcome to Oak class!

I hope you have all had a wonderful summer and are excited and ready for the new school year. Year 1 have already begun to settle quickly into their new classroom with their teacher Mrs Hensman and soon got into new routines during our first week. 😊

Learning Behaviours in Year 1: Please read through these with your child...

Risk taker		I know that it is fine to make mistakes and not say 'I can't'.
Keeping going		I will try before asking for help.
Aiming high		I will always try my best and be proud of my achievements.
Motivated and engaged		I will listen carefully to others and take part in all activities.
Taking responsibility		I will be responsible for my own belongings in school.
Respect		I will show respect for everyone in my school: other's ideas, belongings, people
Team player		I will cooperate in a kind and caring way with other children.
NEW! Confident communicator	To be announced!	I will develop my oracy skills to communicate in a clear and concise manner.

Subjects

Maths

This term, we will be focusing on numbers and place value within 10. We will use rekenreks* to develop our speed and accuracy. After half term, we will explore addition and subtraction and securing our number facts to 10. Later in the term we will be working on recognising 2D and 3D shapes. To become maths masters, we will use mathematical terminology and develop our basic skills, fluency and problem solving. During lessons we will begin to use concrete objects (manipulatives), then move to pictures and finally abstract representations (numeral calculations).

The following links will give you more information on how Maths is taught.

<https://www.tatworth.somerset.sch.uk/wp-content/uploads/2018/08/helpmychildadditions.pdf>

<https://www.tatworth.somerset.sch.uk/wp-content/uploads/2018/08/helpmychildsubtraction.pdf>

* <https://www.youtube.com/watch?v=Hu+kfZS+UIY>

In maths lessons...

The following content will be introduced during Year 1	
Counting and number	Count to and across 100, forward or backwards, beginning from any given number. Count, read and write numbers to 100 in numerals, count in multiples of 2,5,10. Identify and represent numbers using a number line. Use language of; equal to, more than, less than (fewer), most, least. Read and write numbers from 1-20 in numerals and words. Identify 1 more or 1 less from a given number. Represent and use number bonds and related subtraction facts within 20.
Calculating	Add and subtract one-digit numbers to 20, including zero. Solve one step problems that include addition and subtraction, using concrete objects and pictorial representations. Solve one step problems that include multiplication and division, using concrete objects and pictorial representations with adult support. Solve missing number problems eg, $7 = ? - 9$.
Fractions	Recognise, find and name a half as one of two equal parts of an object, shape or quantity. Recognise, find and name a quarter as one of four equal parts of an object, shape or quantity.
Measure and shape	Compare, describe and solve practical problems for; length/height, weight/mass, capacity/volume, time. Measure and begin to record length/height, weight/mass, capacity, volume and mass. Recognise and know the value of different denominations of coins and notes. Sequence events in chronological order. Recognise and use language relating to dates; including days of the week, months, years. Tell the time to the hour and half-hour, and draw hands on a clock to show this. Recognise and name common 2D shapes (eg, square, circle, triangle). Recognise and name common 3D shapes (e, cube, cuboid, pyramid and sphere).
Position and direction	Describe position, direction and movement, including whole, half, quarter and three quarter turns.

English

Phonics will be the focus of our learning as we develop our reading (decoding) and writing (encoding). We begin the year enjoying familiar stories and focussing on retelling stories we have listened to and reading together. We will begin to develop our comprehension skills.

We will be working on our pencil grip and letter formation when writing. We will be speaking clearly in sentences so we can learn to say and then write in sentences. Please see below for the correct letter formation for capital and lowercase letters.

You can help your child by regularly reading with them. Libraries offer free book loans a great list of suggested reads is here:

https://www.booksfortopics.com/_files/ugd/df731a_e892599c2c964333a8bceclb4d970621.pdf

These are some of the areas we hope your child is working towards by the end of KSI

Handwriting

- * To write lower case and capital letters in the correct direction, starting and finishing in the right place with a good level of consistency
- * To form digits 0-9
- *To understand which letters belong to which handwriting 'families' and to practise these

Spelling

- *Spell Y1 CEWs
- *Spell most words words containing previously taught phonemes
- *Use -s and -es to form regular plurals

Composition

- *To sequence sentences to form short narratives
- *To compose a sentence orally before writing it
- *To discuss what they have written with the teacher or other pupils To reread their writing to check that it makes sense and to independently begin to make changes

Sentence Structure

- *To use simple sentence structures
- *To use some coordination (or/and/but)

Punctuation

- *To use finger spaces
- *To use capital letters for names, places, the days of the week and the personal pronoun 'I'
- *To use capital letters and full stops to demarcate sentences
- *To begin to use question marks and exclamation marks

Terminology

- *To recognise and use the terms letter, capital letter, word, singular, plural, sentence, punctuation, full stop, question mark and exclamation mark
-

Year 1 Common Exception Words

the	is	no	one
a	his	go	once
do	has	so	ask
to	I	by	friend
today	you	my	school
of	your	here	put
said	they	there	push
says	be	where	pull
are	he	love	full
were	me	come	house
was	she	some	our
			we

Science

This term, we will be finding out about seasons, plants, animals and materials.

PSHE

In PSHE we will be talking about 'our feelings', thinking how to recognise our feelings and emotions.

Art

In art this term we will be exploring skills when drawing and painting based around the seasons.

Computing

Children will learn about algorithms, how to debug simple programs and how to use computing safely at school and at home.

Music

Children will identify the beat of a tune, recognise changes in timbre, dynamics and pitch.

PE

The children will be working on their multi skills and developing the fundamentals in PE.

Modern Foreign Languages

French will be introduced subtly through familiar stories and rhymes.

History

We will be exploring 'living memory' thinking about how toys and schools have changed over time. Please look out for a survey as part of our research skills. Completing this, alongside grandparents and possibly great grandparents will help the children to understand how things have changed for different generations. If you have any old toys that we could borrow to handle that would be amazing – please let me know!

Things to remember

Please LABEL all clothing, shoes, wellies, bags, water bottles, lunch and snack boxes

PE kit – Bring this in on a Monday to stay in all week

Book bag – Bring in each day. .books will be changed regularly WHEN you have recorded your reading in the reading record!

Water bottle – Bring in each day (these will be refilled as needed)

Snack – Bring in each day. (Please note, children will be offered a piece of school fruit that they can have during morning break).

Appropriate clothing each day, depending upon the weather – ie: coat and jumper, gloves and hat. We will be learning outdoor during this term as we study the seasons so wellies and waterproof coats would be useful to keep in school.

Thank you for your support in helping your child to become independent with all aspects of school life.

If you have any questions, please ask.

Mrs Hensman and Year One Staff