






## Year 1 Autumn Term 2023

### Welcome to Oak class!

My name is Mrs Gosden and I have loved getting to know you all over the last 2 weeks. Thank you for being such superstars – I'm excited for the year ahead.

Year 1 have begun to settle quickly into their new classroom, routines and change in learning style for key stage one.

Learning Behaviours in Year 1: Please read through these with your child

Risk taker		I will build on my mistakes to learn more.
Keeping going		I will not give up if it is hard.
Aiming high		I will keep trying to improve by working hard.
Motivated and engaged		I will listen and think to help my learning.
Taking responsibility		I will look after my own belongings and our school.
Respect		I will treat everyone with respect. I will be kind and listen.
Team player		I will use the resources I have to help others work well together.
Confident communicator		I will develop my oracy skills to share how I am feeling with others and listen to them as they share.

## Subjects

### Maths

This term, we will be focusing on numbers and place value within 10. We will use rekenreks to develop our speed and accuracy. After half term, we will explore addition and subtraction and securing our number facts to 10. Later in the term we will be working on recognising 2D and 3D shapes.

To become maths masters, we will use mathematical terminology and develop our basic skills, fluency and problem solving. During lessons we will begin to use concrete objects (manipulatives), then move to pictures and finally abstract representations (numeral calculations).

Homework will start this week. You will have a maths workbook sent home every Friday which is due in the following Thursday. It is important to note that you shouldn't spend longer than 30 minutes on each page. Encourage your child to have a go and let me know if you have any concerns.

The following links will give you more information on how Maths is taught.

<https://www.tatworth.somerset.sch.uk/wp-content/uploads/2018/08/helpmychildadditions.pdf>

<https://www.tatworth.somerset.sch.uk/wp-content/uploads/2018/08/helpmychildsubtraction.pdf>

## *In maths lessons...*

<i>The following content will be introduced during Year 1</i>	
<b>Counting and number</b>	<i>Count to and across 100, forward or backwards, beginning from any given number. Count, read and write numbers to 100 in numerals, count in multiples of 2, 5, 10. Identify and represent numbers using a number line. Use language of; equal to, more than, less than (fewer), most, least. Read and write numbers from 1-20 in numerals and words. Identify 1 more or 1 less from a given number. Represent and use number bonds and related subtraction facts within 20.</i>
<b>Calculating</b>	<i>Add and subtract one-digit numbers to 20, including zero. Solve one step problems that include addition and subtraction, using concrete objects and pictorial representations. Solve one step problems that include multiplication and division, using concrete objects and pictorial representations with adult support. Solve missing number problems eg, <math>7 = ? - 9</math>.</i>
<b>Fractions</b>	<i>Recognise, find and name a half as one of two equal parts of an object, shape or quantity. Recognise, find and name a quarter as one of four equal parts of an object, shape or quantity.</i>
<b>Measure and shape</b>	<i>Compare, describe and solve practical problems for; length/height, weight/mass, capacity/volume, time. Measure and begin to record length/height, weight/mass, capacity, volume and mass. Recognise and know the value of different denominations of coins and notes. Sequence events in chronological order. Recognise and use language relating to dates; including days of the week, months, years. Tell the time to the hour and half-hour, and draw hands on a clock to show this. Recognise and name common 2D shapes (eg, square, circle, triangle). Recognise and name common 3D shapes (e, cube, cuboid, pyramid and sphere).</i>
<b>Position and direction</b>	<i>Describe position, direction and movement, including whole, half, quarter and three quarter turns.</i>

## English

Phonics will be the focus of our learning as we develop our reading (decoding) and writing (encoding). We begin the year enjoying familiar stories and focussing on retelling stories we have listened to and reading together. We will begin to develop our comprehension skills.

We will be working on our pencil grip and letter formation when writing. We will be speaking clearly in sentences so we can learn to say and then write in sentences. Please see below for the correct letter formation for capital and lowercase letters.

We will hold a phonics workshop session in a couple of weeks for parents (date to be announced).

Please ensure you are reading regularly with your child. School Council are currently working hard to develop a new reading challenge for the year. It is important to read at least 5 times a week. Books will be changed on a Monday, Wednesday and Friday where possible. Books will only be changed when you have read the book 3 times. Read once for decoding (sounding out the words), once for comprehension (what do they understand of the story) and once for fluency and expression. By reading 3 times you will help your child become confident, fluent readers.

## Spelling

Each half term, children will bring home a bookmark, with spellings to practise for that half term. On one side will be listed the sounds that they are learning to spell and example words that appear in their storybooks. On the other side will be up to 8 'Red' words that do not follow the phonic rules but just need to be learnt.

Spelling homework will be set weekly using Spellingframe, starting next week. <https://spellingframe.co.uk> Children will have a sticker stuck into their reading record containing their username and password. It is, however, also important to practise writing out words by hand, so we will be sending home a book to practise writing words and sentences in. Help your child to copy the words from spelling frame to help them learn. Spelling books should be returned weekly, along with Maths Homework books on a Thursday. A sheet of ideas for how to practise these will be stuck into the front.

These are some of the areas we hope your child is working towards by the end of KSI

### Handwriting

- \* To write lower case and capital letters in the correct direction, starting and finishing in the right place with a good level of consistency
- \* To form digits 0-9
- \*To understand which letters belong to which handwriting 'families' and to practise these

### Spelling

- \*Spell Y1 CEWs
- \*Spell most words words containing previously taught phonemes
- \*Use -s and -es to form regular plurals

### Composition

- \*To sequence sentences to form short narratives
- \*To compose a sentence orally before writing it
- \*To discuss what they have written with the teacher or other pupils To reread their writing to check that it makes sense and to independently begin to make changes

### Sentence Structure

- \*To use simple sentence structures
- \*To use some coordination (or/and/but)

### Punctuation

- \*To use finger spaces
- \*To use capital letters for names, places, the days of the week and the personal pronoun 'I'
- \*To use capital letters and full stops to demarcate sentences
- \*To begin to use question marks and exclamation marks

### Terminology

- \*To recognise and use the terms letter, capital letter, word, singular, plural, sentence, punctuation, full stop, question mark and exclamation mark

## Year 1 Common Exception Words

the	is	no	one
a	his	go	once
do	has	so	ask
to	I	by	friend
today	you	my	school
of	your	here	put
said	your	there	push
says	they	where	pull
are	be	love	full
were	he	come	house
was	me	some	our
	she		we

### Science

This term, we will be finding out about seasons, plants, animals and materials.

### PSHE

In PSHE we will be considering 'our feelings', thinking how to recognise our feelings and emotions. After half term we will look at 'valuing differences' in a variety of situations.

### Art

In art this term we will be exploring skills when drawing and painting using a range of materials to create marks and lines inspired by nature.

### Computing

Children will learn about algorithms, how to debug simple programs and how to use computing safely at school and at home.

### Music

Children will identify the beat of a tune, recognise changes in timbre, dynamics and pitch.

## PE

The children will be working on their multi skills, dance and gymnastics.

## Modern Foreign Languages

French will be introduced subtly through familiar stories and rhymes.

## History

We will be exploring 'living memory' thinking about how toys and schools have changed over time.

## Things to remember

Please LABEL all clothing, shoes, bags, water bottles and lunch/snack boxes.

**PE kit** – Bring this in on a Monday to stay in all week – sessions are timetabled on Tuesdays and Wednesdays.

**Book bag** – bring in each day. Books will be looked at on a Monday, Wednesday and Friday. Books will only be changed when they have been read 3 times.

**Water bottle** – Bring in a clearly labelled bottle each day containing water (these will be refilled as needed).

**Snack** – Bring in each day. (Children will be offered a piece of school fruit that they can have during morning break and/or story time).

Appropriate clothing each day, depending upon the weather – ie: coat and jumper, gloves and hat. We will be learning outdoor during this term to begin studying the seasons.

Thank you for your support in helping your child to become independent with all aspects of school life. Please can you encourage your child to come down the steps by themselves in the morning. A member of staff will be in the cloakroom to meet your child and help them if needed.

Reading volunteers are encouraged 😊 please let the office know if you are interested.

If you have any questions, please ask or send a message via the [homelearning@tatworthschool.co.uk](mailto:homelearning@tatworthschool.co.uk) email.

Best wishes,

Mrs Gosden and all Year One Staff.